

Impact of COVID-19 in Road Safety in the Western Balkan Region

State of Play in the
Western Balkan region

29 September 2020

ALBANIA

• 2019

2044 road traffic crashes:

- * 227 people were killed
- * 260 people were seriously injured and
- * 1557 were slightly injured

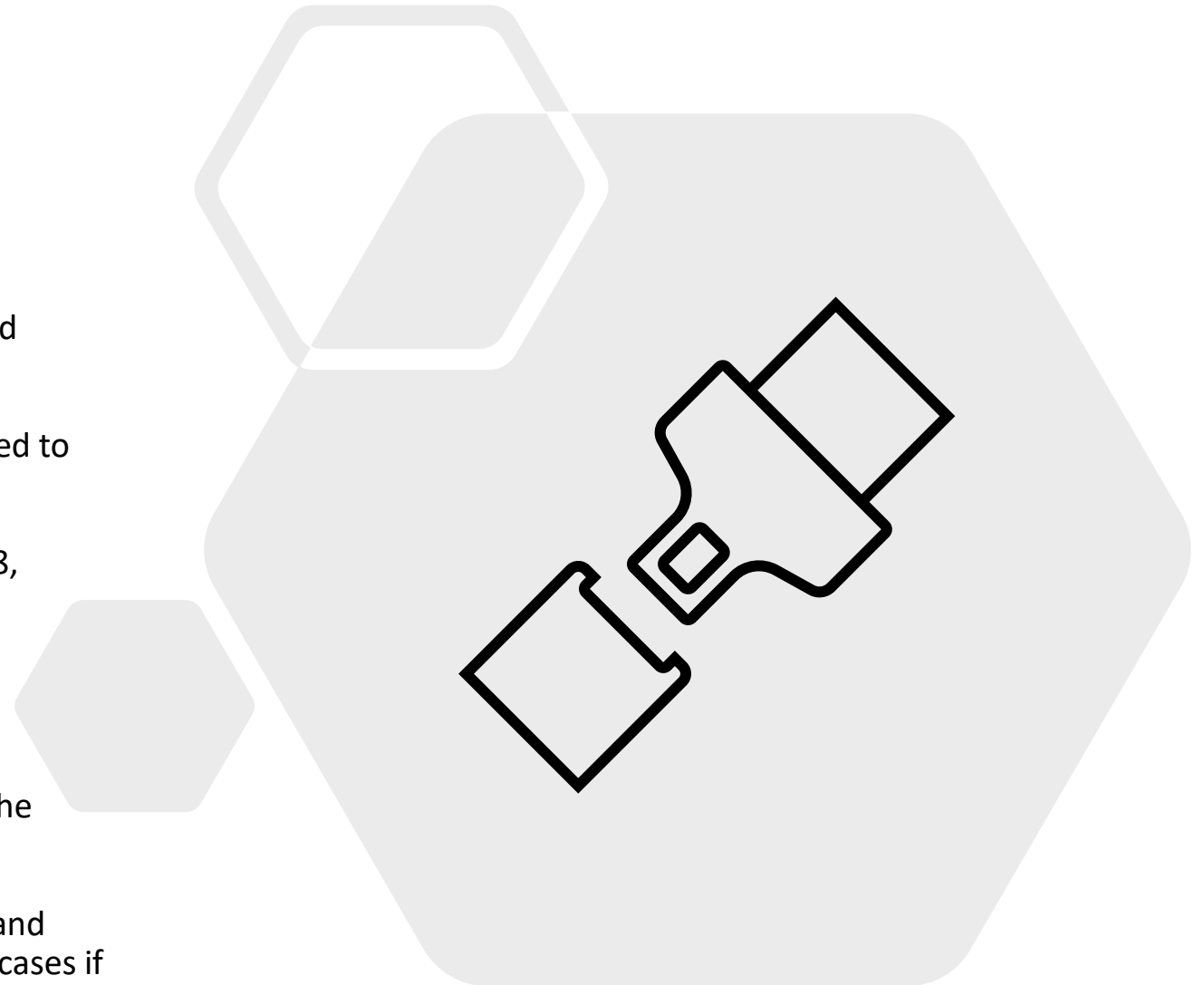
Analysis show that, in 2019, the number of victims has decreased compared to 2009, from 378 to 227 (40%).

There was an increase of 6% in deaths occurred in 2019 compared to 2018.

The number of injured for 2019 was 1817 and compared to 2018, represents a decrease of 10.4%.

• **Speed** was the determining factor of traffic crashes:

- * 65.6% of the injured had in common driving at speeds above the allowed limit
- * The number of pedestrian injured was high at 36.1%
- * 12.7% were fatally injured, for not using seat belts in vehicles and helmets on motorcycles, at a time when 67.4% are unidentified cases if they had safety equipment



- **2020**

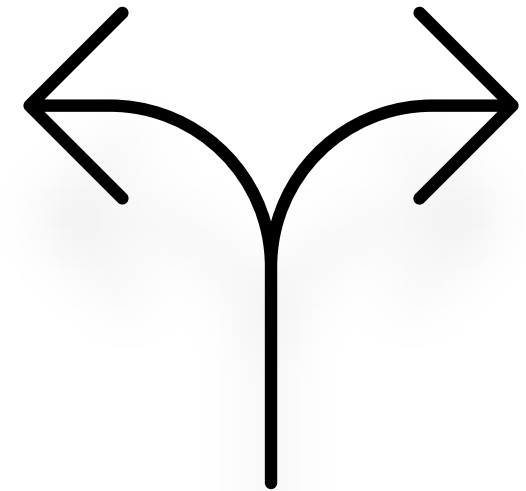
According to the data of the State Police, there have been 765 road traffic crashes in the first eight months of 2020 instead of 1014 occurred in the same period of 2019 (decrease by 24.6%).

The number of fatalities in the eight months of 2020 is 114 from 137 (2019), which represents a decrease of 16.7%, while the number of injured respectively is 866 compared to 1281 in 2019, which is a decrease of 32.3%.



ARA Activity during COVID-19 pandemic

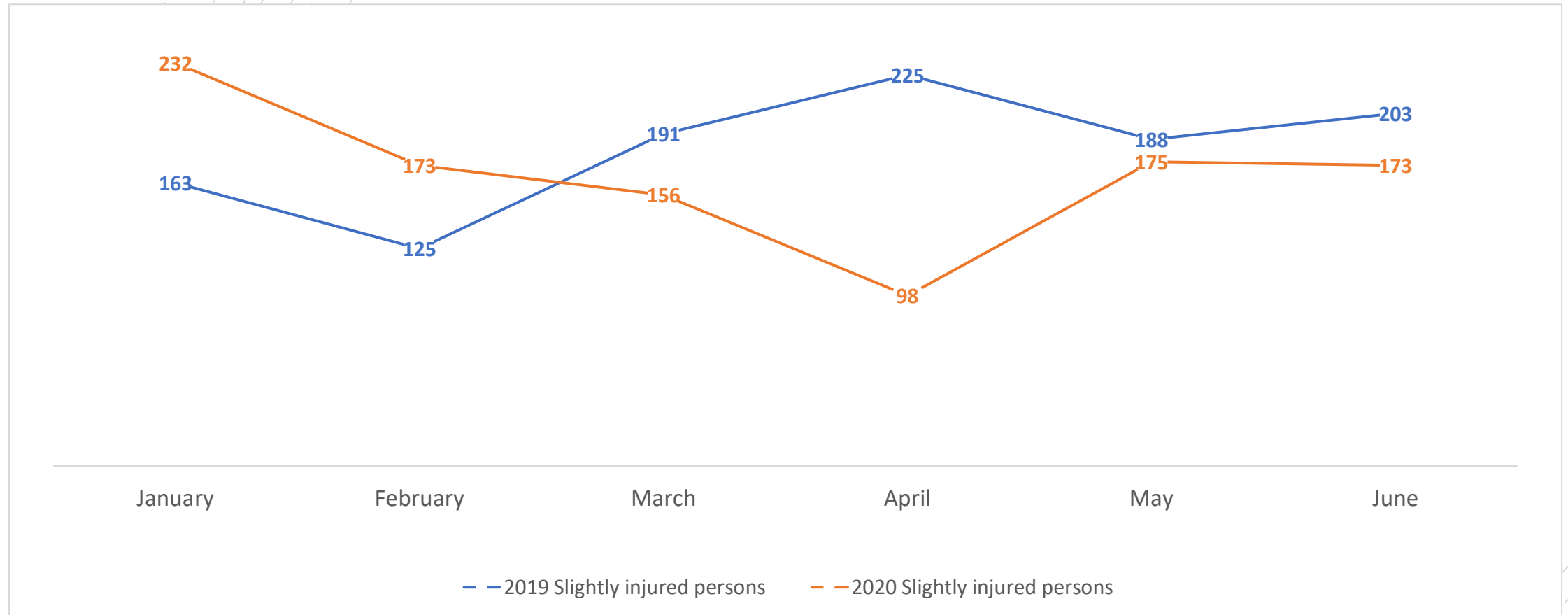
- The length of roads included in the April 2020 formal Inspections were generally less than 60% but above the minimum 40% stated in the Technical Specifications;
- All roads under the four Output – and Performance-based Road Contracts (OPRC's) were maintained and were fully useable;
- The four Contractors were implemented throughout the road network covered by their contracts and carried out Maintenance Services, along with Rehabilitation Works, Emergency Works and Improvement Works on road safety.



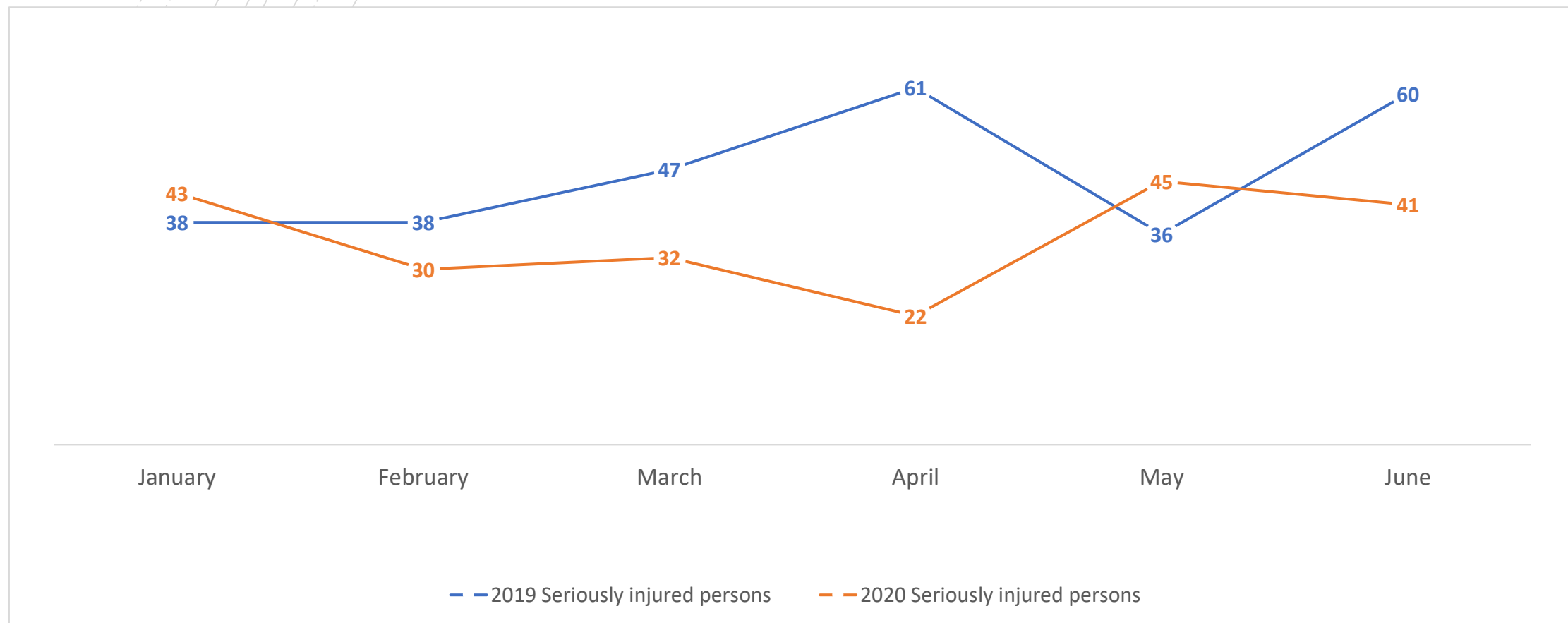
BOSNIA AND HERZEGOVINA

(data presented are related to entity level – Republika Srpska)

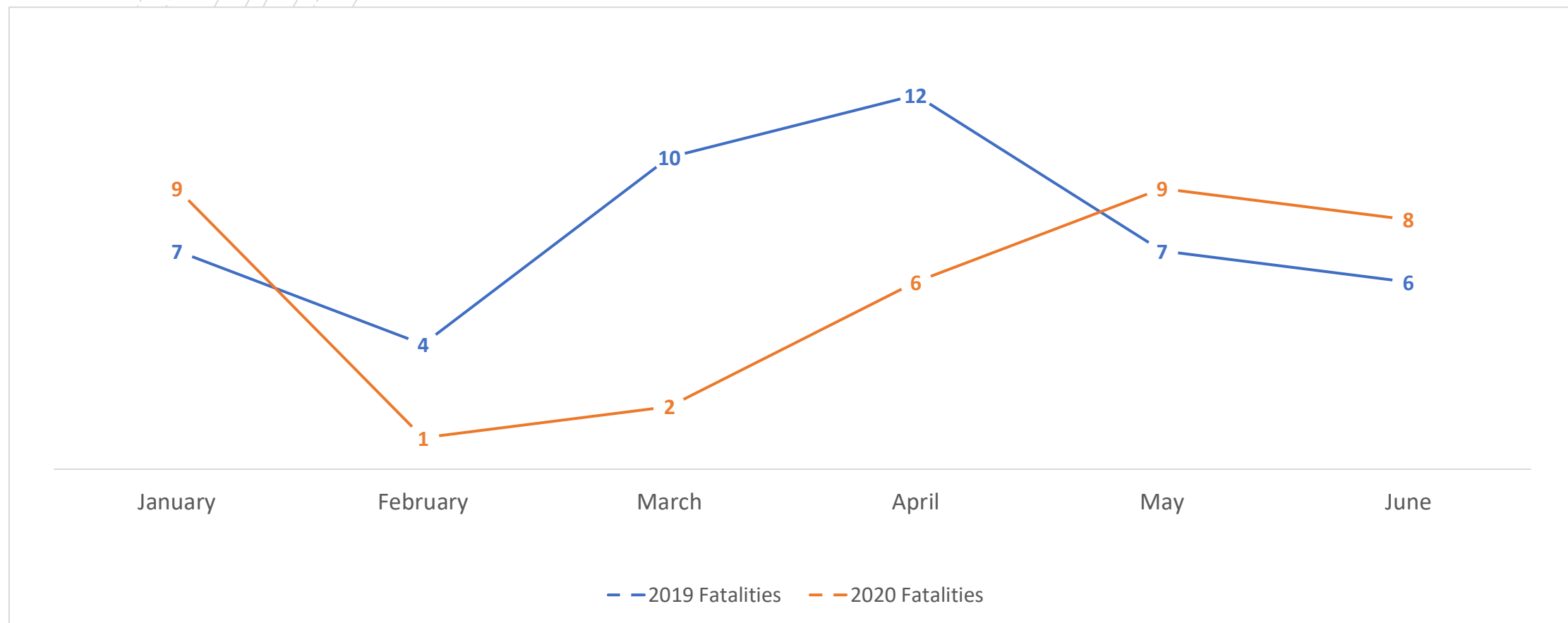
Statistics on injured persons 2019 vs. 2020



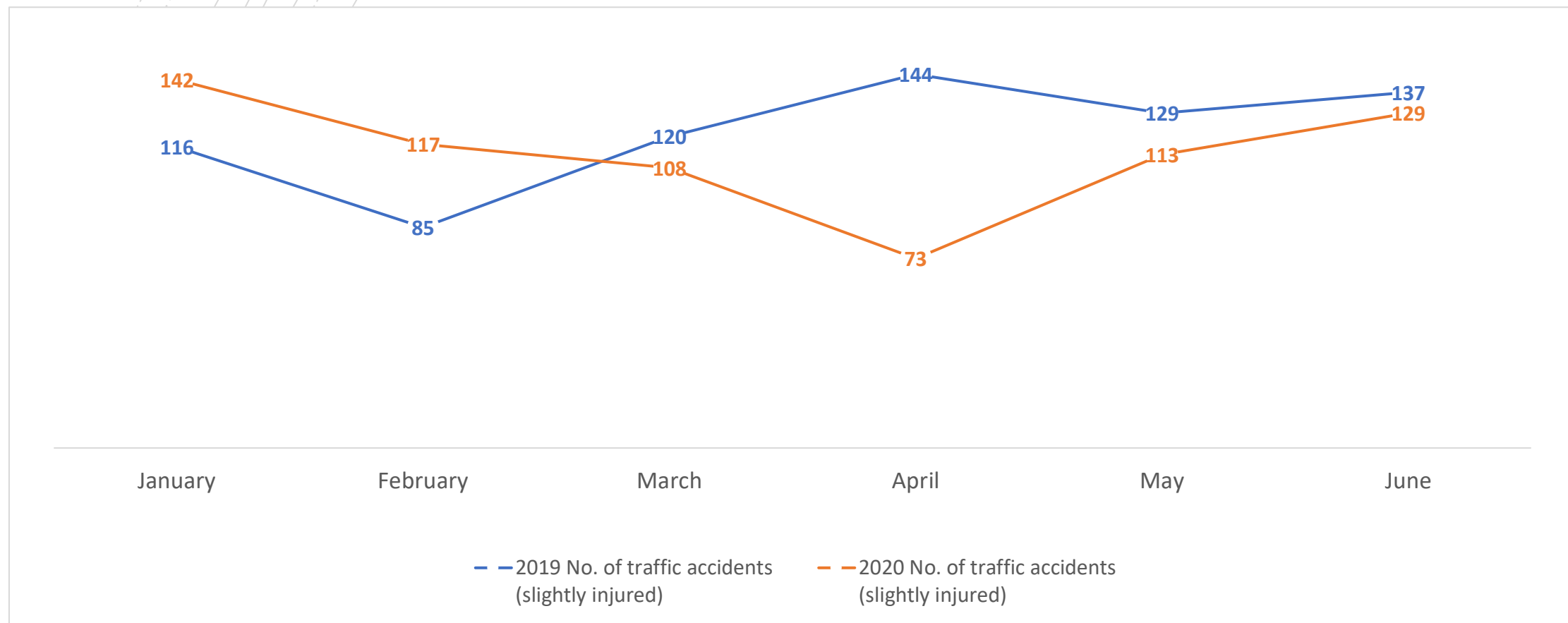
Statistics on seriously injured persons 2019 vs. 2020



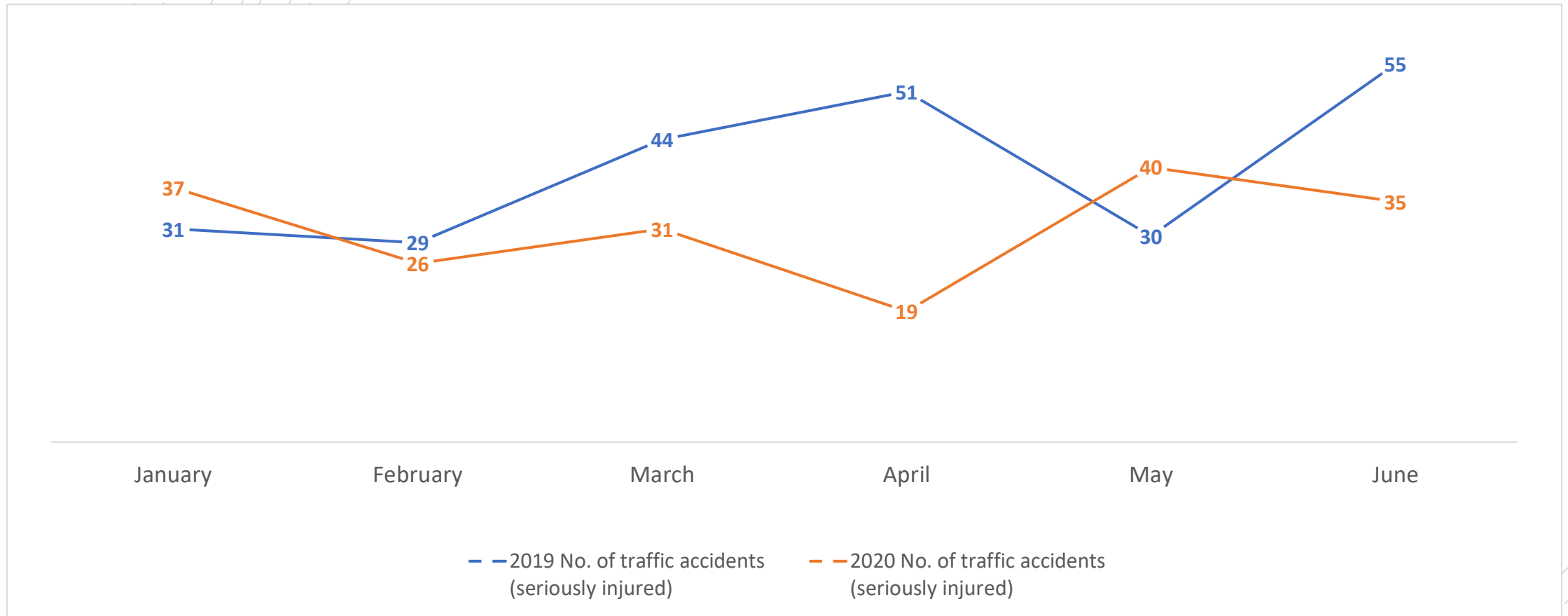
Statistics on fatalities 2019 vs. 2020



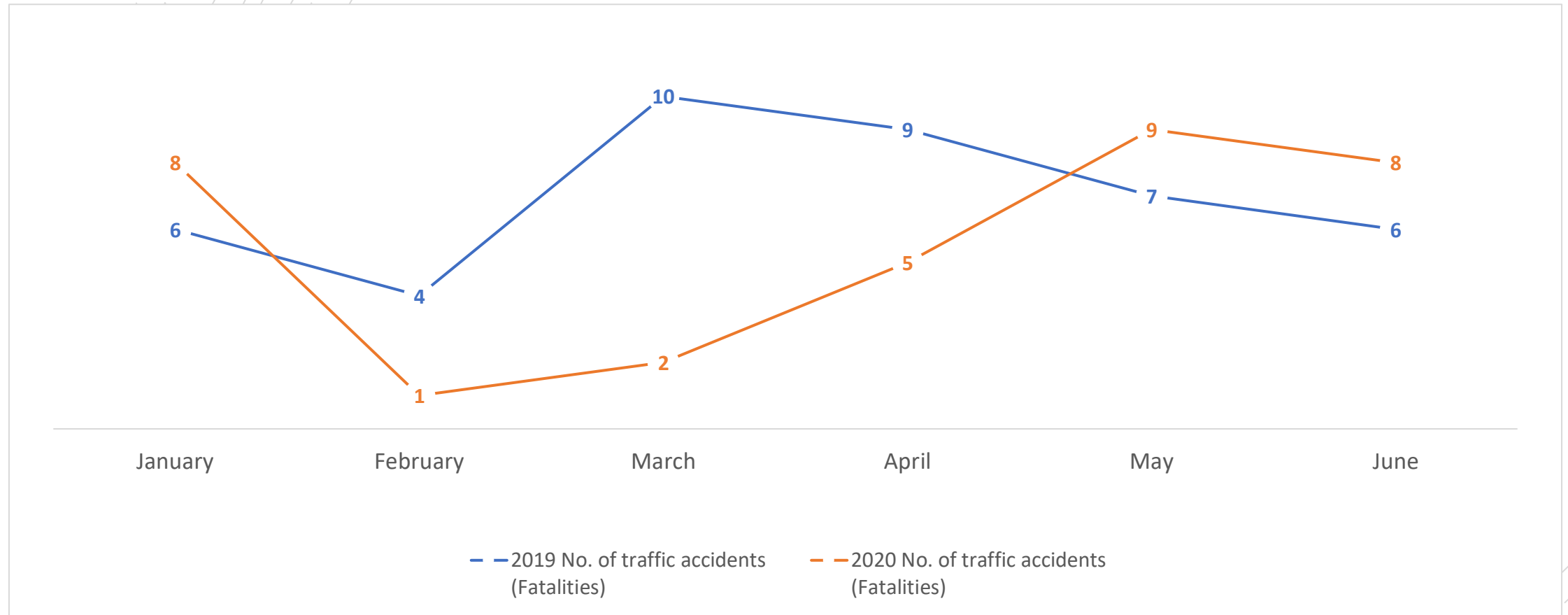
No. of road traffic crashes - slightly injured 2019 vs. 2020



No. of road traffic crashes – seriously injured 2019 vs. 2020




No. of road traffic crashes – fatalities 2019 vs. 2020



North Macedonia

- Based on the analyzes made in the PESR for the number of vehicles on state roads in North Macedonia, it has been concluded that the **number of vehicles on state roads has generally decreased.**
- The number of vehicles on Corridors 10 and 8 has decreased by 26% in the period from May to August 2020 compared to the same period in 2019. In March and April 2020 the decrease was even 45%. This is a result of **restrictive measures** which were adopted in order to deal with COVID-19 pandemic, due to which even local traffic was drastically reduced.
- However, it must be emphasized that the obtained percentage reduction in the number of vehicles on the corridors is mostly on Corridor 10, while on Corridor 8 the reduction is not more than 10%. Corridor 10 has an enormous reduction due to the closure of borders, which almost eliminated the transit traffic through North Macedonia.





Number of
injured

Number of
victims

- On the rest of the **state roads** network, the number of vehicles has not been reduced greatly.
- However, it is generally assumed that the number of traffic crashes has decreased as a result of the reduced frequency of vehicles.
- Data obtained from the Ministry of Interior show that the **number of road traffic crashes** that occurred in the first 6 months of 2020, in the period from March to June has **decreased**.
- Comparing with the PESR analysis of the number of vehicles on state roads outside **urban areas**, it has been concluded that the number of injured people has increased because during the pandemic, traffic outside urban areas has decreased, and increased in cities where the speed is lower.

Road traffic safety in 2020 and the impact of COVID-19

2019							
<i>Month</i>	<i>Jan</i>	<i>Feb</i>	<i>Mar</i>	<i>Apr</i>	<i>May</i>	<i>Jun</i>	TOTAL
Fatalities	4	18	10	10	17	11	70
Road traffic crashes with fatalities	4	10	10	13	13	9	59
Road traffic crashes with seriously injured	227	157	245	224	263	314	1430
Injured	392	261	375	352	432	474	2286
2020							
<i>Month</i>	<i>Jan</i>	<i>Feb</i>	<i>Mar</i>	<i>Apr</i>	<i>May</i>	<i>Jun</i>	TOTAL
Fatalities	9	7	6	9	4	8	43
Road traffic crashes with fatalities	9	6	4	9	3	8	39
Road traffic crashes with seriously injured	289	271	218	183	296	344	1601
Injured	525	449	342	263	424	483	2486

KOSOVO*



(*) This designation is without prejudice to positions on status and is in line with UNSCR 1244 (1999) and the ICJ Opinion on the Kosovo declaration of independence.

- During **2019**, 113 individuals have lost their lives on road traffic crashes
- In 1.000.000 inhabitants 65 person have lost their lives
- In 100.000 inhabitants 6.5 person have lost their lives



Targets and strategic objectives set on improving road safety:

Decreasing

The number of road traffic crashes with fatalities up to 50 % by 2020;

Decreasing

The number of road traffic crashes with injury up to 20 % by 2020;

Decreasing

The number of all traffic crashes up to 10 % by 2020

Road traffic crashes with fatalities:

- Reducing the number of road traffic crashes with fatalities up to 50% by 2020;
- The number of traffic crashes with fatalities is decreased up to - 34.30%

Road traffic crashes with injuries:

- Decreasing the number of road traffic crashes with injuries up to 20% by 2020;
- Road traffic crashes that have caused injuries are increased for +42.18%

General traffic crashes:

- Decreasing the number of general traffic crashes up to 10% by year 2020
- General traffic crashes are decreased up to -9.93%

Fatal traffic crashes

2010	2019
172	113

Traffic crashes with injuries

2010	2019
4321	6144

General traffic crashes

2010	2019
17988	16201

Traffic crashes marked during COVID-19 time (March – August 2020):

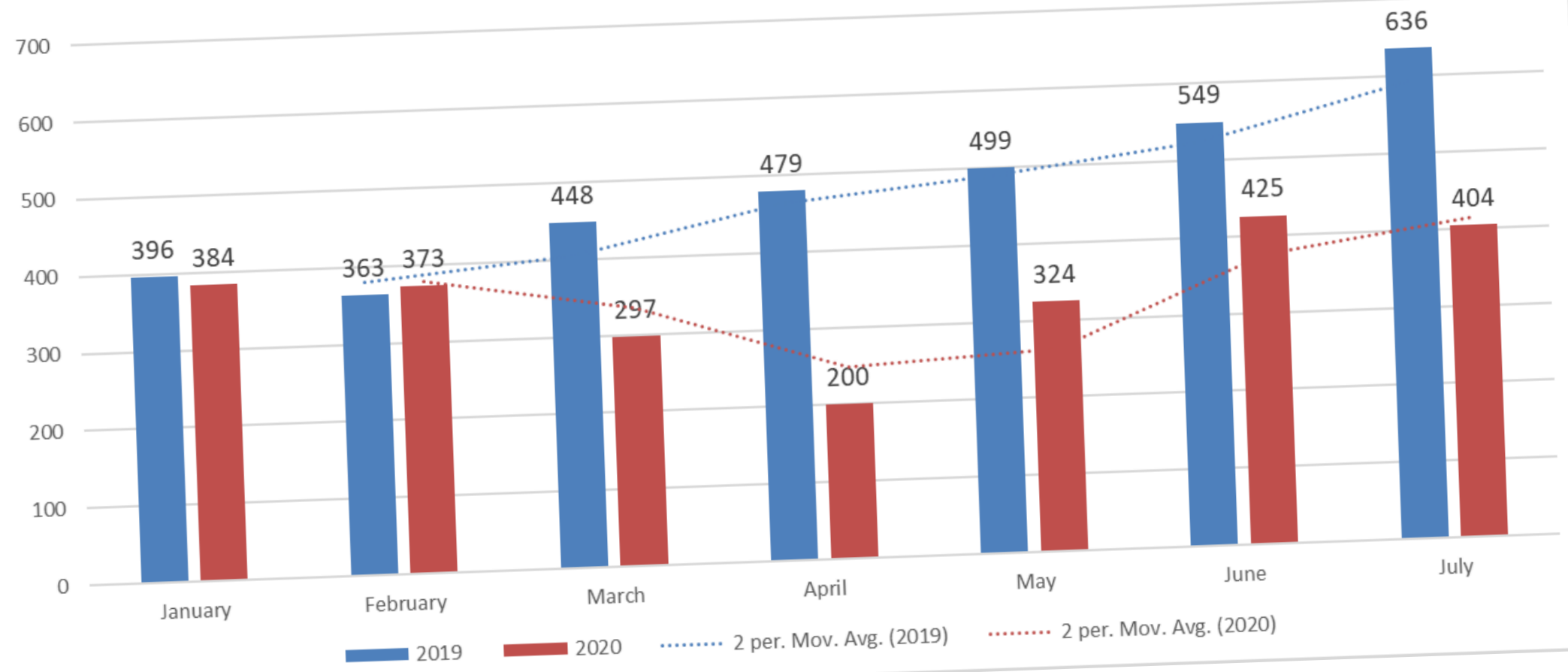
- The presence of pandemic COVID-19 in Kosovo is calculated from March 2020 until present.
- During the COVID-19 pandemic, Kosovo has marked a decrease in the number of road traffic crashes.

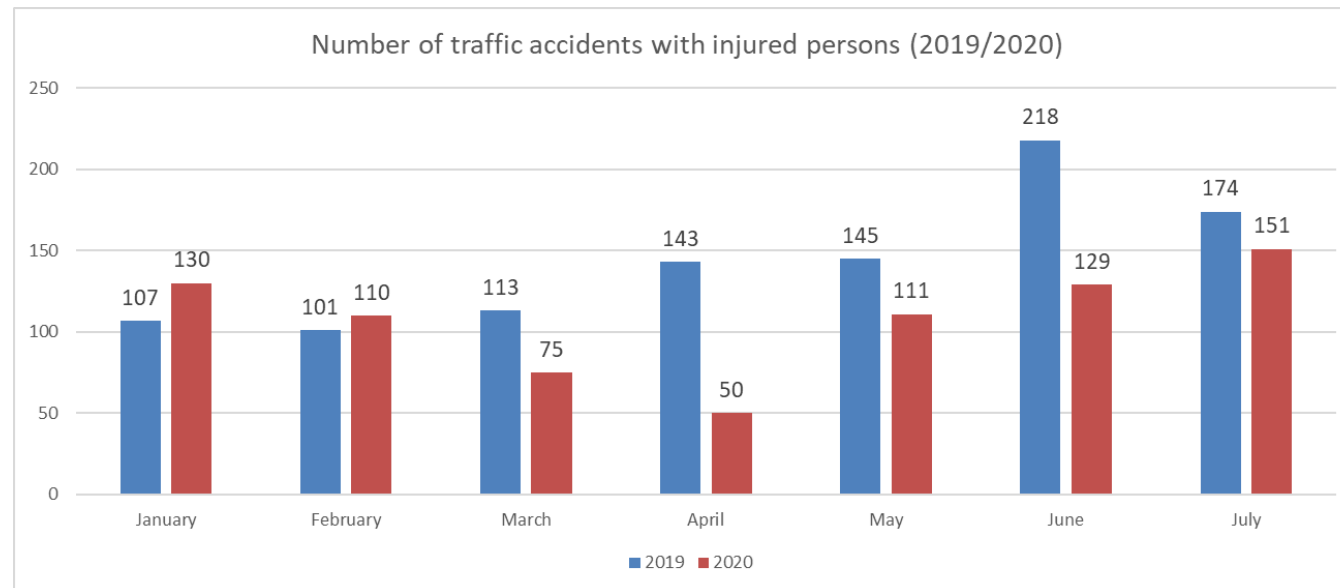
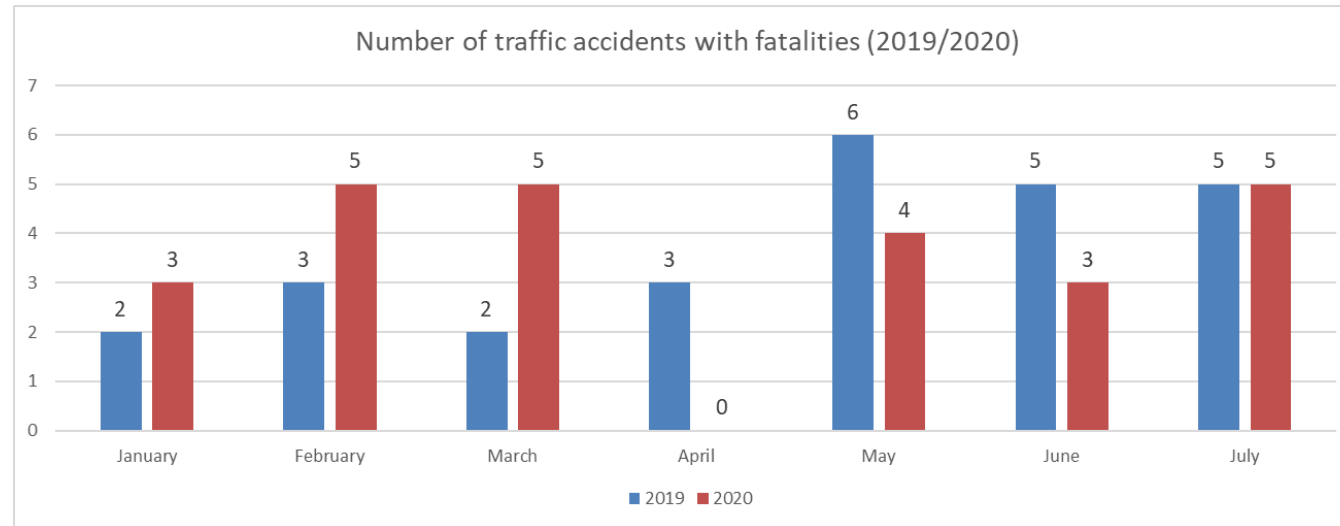
Type of traffic crashes	2019	2020	+/-	%
March				
General traffic crashes	958	809	-149	-15.55%
Traffic crashes with fatalities	6	6	0	0%
Dead persons	8	8	0	0%
Traffic crashes with injuries	365	284	-81	-22.19%
Traffic crashes with damages	587	519	-68	-11.58%
April				
General traffic crashes	1062	435	-627	-59.32%
Traffic crashes with fatalities	5	2	-3	-60%
Dead persons	7	2	-5	-71.42%
traffic crashes with injuries	395	180	-215	-54.43%
Traffic crashes with damages	662	253	-409	-61.78%
May				
General traffic crashes	1206	725	-481	-39.88%
Traffic crashes with fatalities	6	4	-2	-33.33%
Dead persons	6	4	-2	-33.33%
Traffic crashes with injuries	495	315	-180	-36.36%
Traffic crashes with damages	705	406	-299	-42.41%
June				
General traffic crashes	1303	1125	-178	-13.66%
Traffic crashes with fatalities	7	3	-4	-57.14%
Dead persons	7	3	-4	-57.14%
Traffic crashes with injuries	539	494	-45	-8.34%
Traffic crashes with damages	757	628	-129	-17.04%
July				
General traffic crashes	1671	1246	-425	-25.43%
Traffic crashes with fatalities	10	9	-1	-10%
Dead persons	14	9	-5	-35.71%
Traffic crashes with injuries	641	527	-114	-17.78%
Traffic crashes with damages	1020	710	-310	-30.39%
August				
General traffic crashes	2164	1166	-998	-46.11%
Traffic crashes with fatalities	11	6	-5	-45.45%
Dead persons	11	6	-5	-45.45%
Traffic crashes with injuries	766	502	-264	-34.46%
Traffic crashes with damages	1387	658	-729	-52.22%

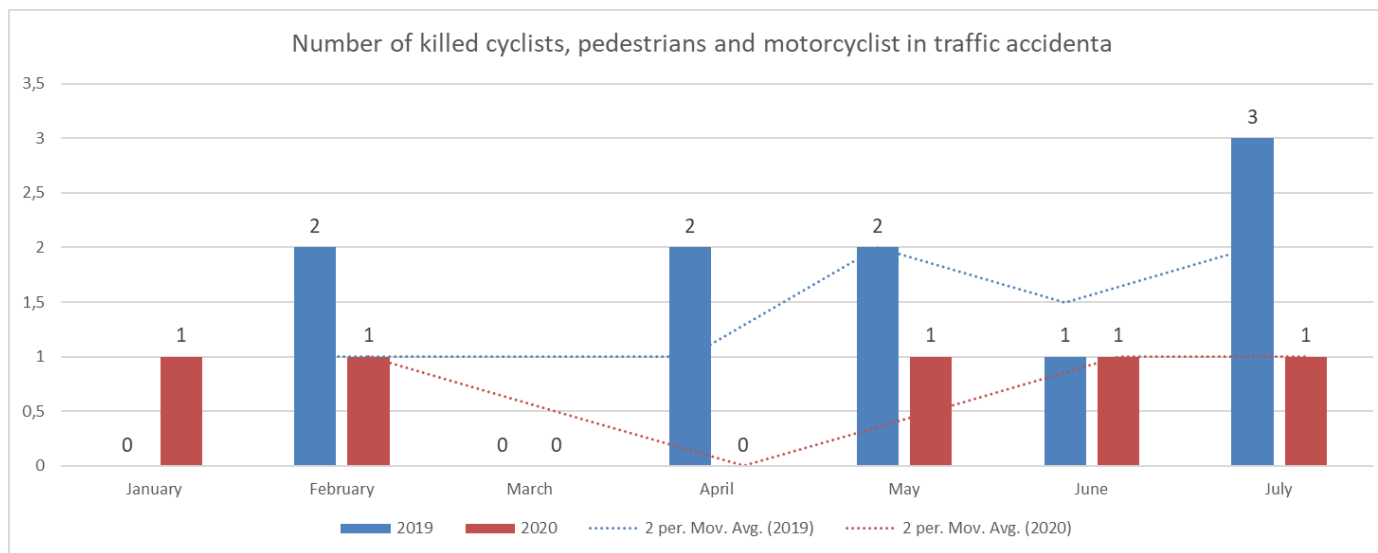
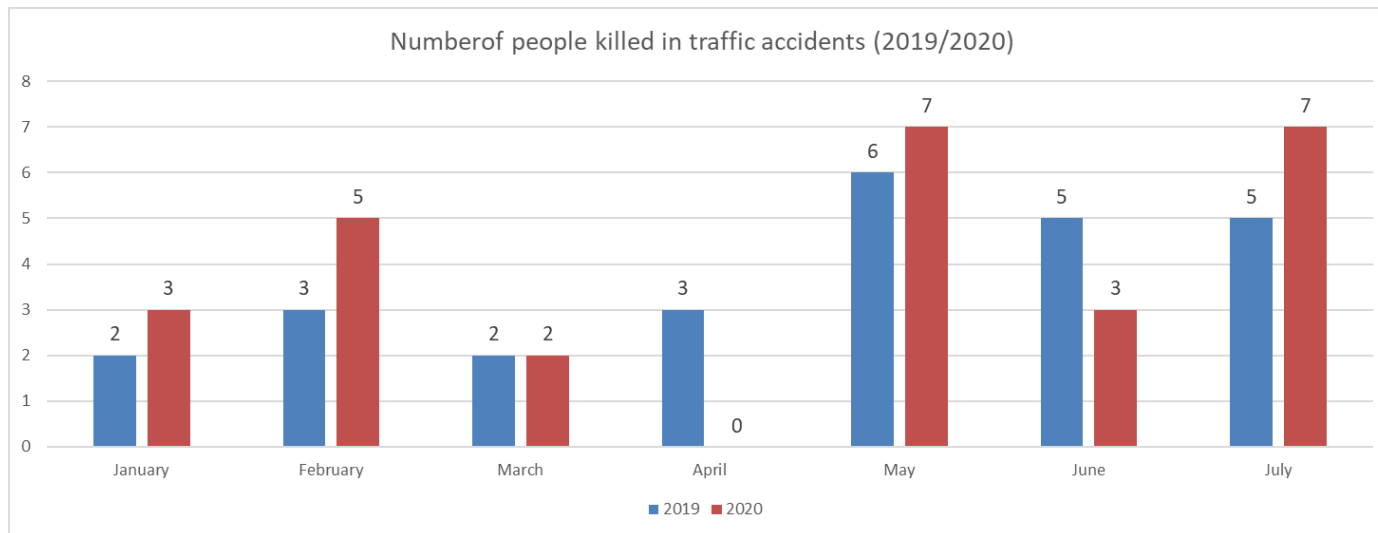


MONTENEGRO

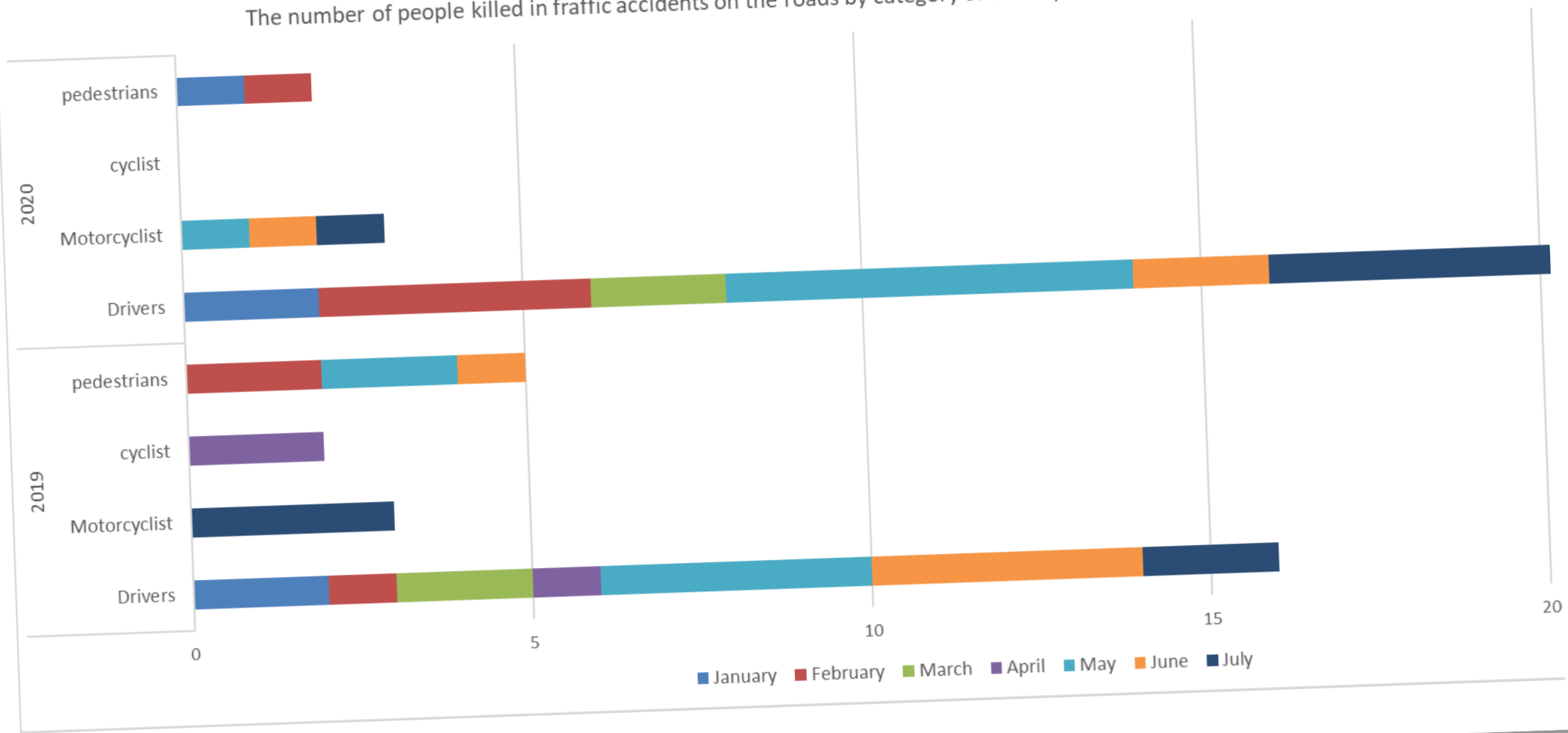
Number of traffic accidents (2019/2020)








The number of people killed in traffic accidents on the roads by category of traffic participants



SERBIA



months	Number of road traffic crashes											
	Total number of road traffic crashes		% 2020/2019	Road traffic crashes with killed		% 2020/2019	Road traffic crashes with injured		% 2020/2019	Road traffic crashes with material damage		% 2020/2019
	2019	2020		2019	2020		2019	2020		2019	2020	
April	2861	1425	- 50%	37	24	- 35%	1038	491	- 53%	1786	910	- 57%
May	2953	2263	- 23%	31	33	+ 6%	1112	896	- 19%	1810	1334	- 21%
June	3088	2890	- 6%	54	45	- 17%	1247	1115	- 11%	1787	1730	- 11%
July	3077	2633	- 14%	58	51	- 12%	1249	1000	- 20%	1770	1582	- 33%
Total	11979	9211	- 23%	180	156	- 13%	4646	3502	- 25%	7153	5556	- 22%

months	Number of killed and injured in traffic crashes								
	Number of killed		% 2020/2019	Number of seriously injured		% 2020/2019	Number of lightly injured		% 2020/2019
	2019	2020		2019	2020		2019	2020	
April	47	24	- 49%	249	129	- 48%	1278	552	- 57%
May	32	35	+ 9%	264	246	- 7%	1339	1062	- 21%
June	55	48	- 13%	344	266	- 23%	1509	1341	- 11%
July	68	59	- 13%	322	236	- 27%	1658	1114	- 33%
Total	202	166	- 18%	1179	877	- 26%	5784	4069	- 30%

Note:

Most of the data for current 2020 year is still not officially published by relevant authorities.



Masarikova 5, 18th floor (Beogradjanka), 11000 Belgrade, Republic of Serbia

www.transport-community.org

A blue-tinted photograph of a multi-lane highway with a river in the background. The text "TOGETHER CONNECTED" is overlaid in large white letters.

**TOGETHER
CONNECTED**