



ROAD SAFETY STATISTICS

Number of Fatalities
in the Western Balkans in 2023

Introduction

In 2018, for the first time, the European Union set 50% reduction target for road deaths and seriously injured by 2030. This was set out in the European Commission's [Strategic Action Plan on Road Safety](#)¹ and [EU road safety policy framework 2021-2030](#)², which also laid out road safety plans aiming to reach zero road deaths by 2050 ('Vision Zero'). As the [Court of Auditors recently pointed out](#)³, unless significant efforts are made, targets will not be achieved. Newly drafted Next Generation Action Plan on Road Safety consist of measures that are related to the overall Vision Zero objectives and targets by reducing serious injuries and fatalities by 25% by 2027 and 50% by 2030.

The European Commission's Directorate-General for Mobility and Transport released the most recent road fatality figures for the European Union on 10 October 2024 as part of its regular practice⁴. Unfortunately, the report concludes with the following findings:

"In 2023, 20,400 people lost their lives in road crashes across the EU, marking a 1% decrease from the previous year, with 46 road deaths per million inhabitants. While the long-term trend shows a 10% reduction compared to 2019, the current pace of decline falls short of the required 4.5% annual reduction needed to achieve the EU's goal of halving road deaths by 2030."

The Transport Community Permanent Secretariat follows similar practice as the Directorate-General for Mobility and Transport (DG MOVE) in regard to publishing of the road fatality figures for the Western Balkans regional partners and the observing participants on annual basis.

The statistics reveal trends in the Western Balkans, where the road fatalities rose to 1,261 in 2023 – an increase of 15 lives lost compared to the previously published statistics.

While Serbia witnessed a 9% decline in fatalities, Albania and Bosnia and Herzegovina experienced an increase, hindering their progress toward the ambitious 'Vision Zero' goal of eliminating road deaths by 2050.

¹ https://eur-lex.europa.eu/resource.html?uri=cellar%3A0e8b694e-59b5-11e8-ab41-01aa75ed71a1.0003.02/DOC_2&format=PDF

² <https://op.europa.eu/en/publication-detail/-/publication/d7ee4b58-4bc5-11ea-8aa5-01aa75ed71a1>

³ <https://www.eca.europa.eu/en/publications?ref=SR-2024-04>

⁴ https://transport.ec.europa.eu/news-events/news/20400-lives-lost-eu-road-crashes-last-year-2024-10-10_en

The table below represents data provided by each regional partner:

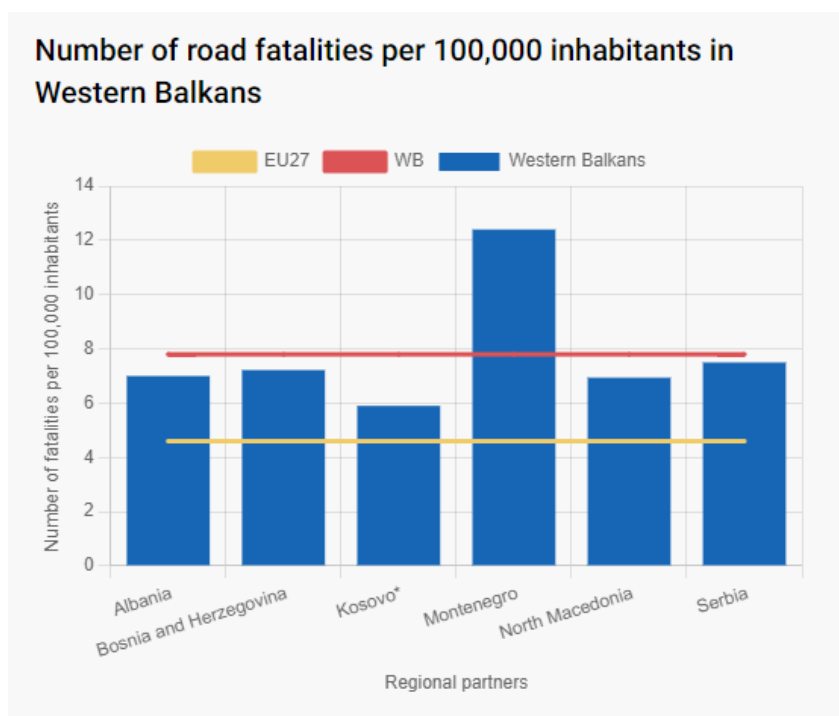
Regional Partner	Year 2019	Year 2020	Year 2021	Year 2022	Year 2023
Albania	227	181	197	164	↑ 192
Bosnia and Herzegovina	261	244	255	222	↑ 255
Kosovo*	113	81	111	106	↓ 106
Montenegro	47	48	55	77	↑ 78
North Macedonia	132	125	116	124	↑ 127
Serbia	534	492	521	553	↓ 503
Western Balkans	1,314	1,171	1,255	1,246	↑ 1,261

As for the observing participants of the Transport Community, the situation is similar as most of the Western Balkans partners, where Georgia, has reported an increase in road fatalities.

Observing Participants	Year 2019	Year 2020	Year 2021	Year 2022	Year 2023
Georgia	481	450	449	430	↑ 442
Republic of Moldova	277	244	254	217	↓ 197
Observing Participants (available data)	758	694	703	647	↓ 639

Note: The figures for 2023 are provisional for some regional partners

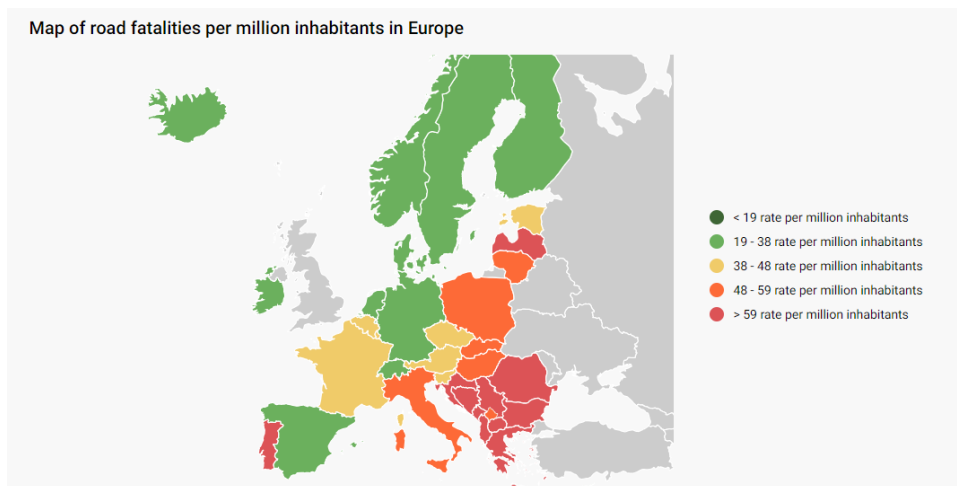
The chart below provides a comparison of road fatality rates per 100,000 inhabitants for each regional partner in 2023. The Western Balkans, while making progress, still faces challenges in reducing road fatalities compared to the EU27. Some regional partners like Serbia, have shown progress in reducing fatalities, but the overall regional average remains above the EU27 average.



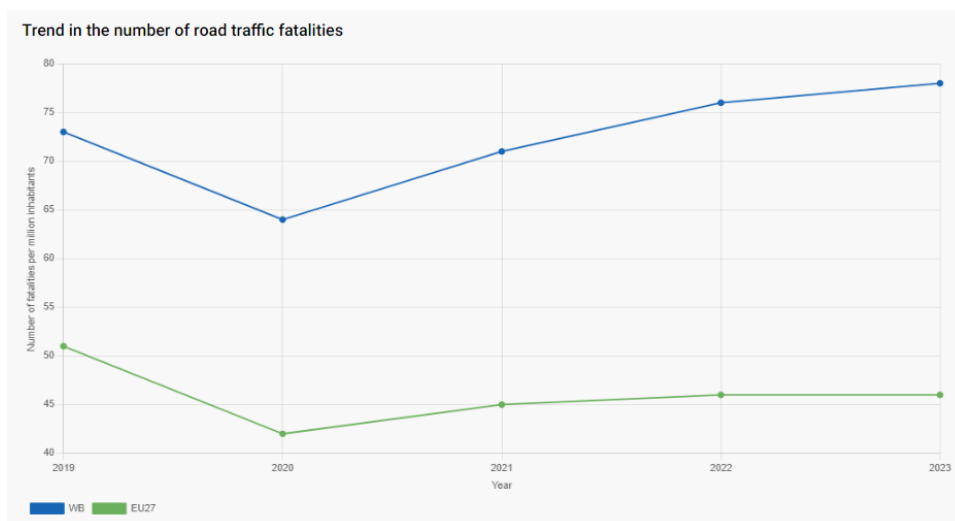
* This designation is without prejudice to positions on status, and is in line with UNSCR 1244 and the ICJ Opinion on the Kosovo Declaration of Independence.

The map and chart below are showing comparable visual analysis of road traffic fatalities trends from 2019 to 2023. This analysis compares the data for both the regional partners and the European Union member states, providing a clear and informative overview of the developments in road safety within the Western Balkans.

The map below also illustrates the distribution of road fatality rates per million inhabitants across the European Union and the Western Balkans region in 2023⁶.



The next chart compares the trends of the average number of road traffic fatalities in the Western Balkans (WB) and the European Union member states (EU27) from 2019 to 2023⁷.



⁶ Source: WBRSO website: <https://wbrso.transport-community.org/>

⁷ <https://wbrso.transport-community.org/>

Disclaimer: Official data are sent by the regional partners and the observing participants to the Transport Community Permanent Secretariat. Transport Community Permanent Secretariat accepts no responsibility or liability whatsoever for either the correctness, omissions and completeness of the data.

The data below provide additional insights into road fatalities, comparing the Western Balkans to the EU average. It includes statistics on population and registered vehicles, offering a more comprehensive understanding of the trends and some of the factors influencing road safety:

Facts and figures about Western Balkans	
Total population (Eurostat data for 2023)	17,178,978
Total fatalities (2023)	1,261
WB average fatalities per 100,000 inhabitants (2023)	7.3
EU average fatalities per 100,000 inhabitants (2023)	4.6
Reduction in fatalities 2010-2020	-34%
Number of registered vehicles (2023)	5,828,162
Fatalities per 10,000 registered vehicles (2019)	2.2
Motorisation rate	339.3vehicles/1,000pop.

While the Western Balkans has made progress in reducing road fatalities in recent years, there is still room for improvement. The region continues to lag behind the EU27 in road safety performance, highlighting the need for more effective measures.

By adopting a comprehensive Safe System approach, prioritising safety in all aspects of road infrastructure, vehicle design, and human behaviour, the region can significantly reduce the number of road accidents.

Implementation of the measures identified within the Next Generation Road Safety Action Plan (2025-2027) for both the regional partners and observing participants are crucial step towards achieving Vision Zero objective.

Background

Focusing on improving transport across the region, the Transport Community also focuses on the road safety. With its Action Plan for Road Safety, the Transport Community aims to create a safer road environment that protects all road users and significantly reduces the number of road traffic injuries and fatalities across the region. To access the Action Plan, please click [here](#).

Furthermore, with its Western Balkans Road Safety Observatory (WBRSO), the Transport Community has set a platform offering a tailored solution for monitoring road safety targets and contributing to the improvement and harmonisation road safety data across the region.

Improved knowledge on road safety performance is a crucial element in designing road safety strategies and measuring the progress towards reducing the number of road casualties.

WBRSO is a regional platform for exchange of information and strategies, action plans and initiatives in road safety and the collection of timely, objective and reliable information that effectively contributes to achieving a reduction in road traffic casualties. It builds knowledge on the improvement of the local crash data systems and harmonisation of the data with CADAS protocol. One of the main goals of the WBRSO is to ensure road safety data in the Western Balkans reaches enough quality and breadth of coverage to facilitate a smooth transition into EU's CARE (Community Road Accident) database.

To access WBRSO, please click [here](#).